




LOUISIANE



MONROE



Monroe . 45x45 . † 9 mm
00121730 . ■ 88
U4 P4 E3 C2

Monroe . 45x45 R . † 9 mm
00120663 . ■ 104
U4 P4 E3 C2

Monroe . 30x30 . † 8 mm
00119965 . ■ 77
U4 P4 E3 C2

Monroe . 30x30 . † 8 mm
Structuré
00122775 . ■ 80
U4 P4 E3 C2

LAFAYETTE



Lafayette . 45x45 . † 9 mm
00121731 . ■ 88
U4 P4 E3 C2

Lafayette . 45x45 R . † 9 mm
00120664 . ■ 104
U4 P4 E3 C2

Lafayette . 30x30 . † 8 mm
00119966 . ■ 77
U4 P4 E3 C2

Lafayette . 30x30 . † 8 mm
Structuré
00122776 . ■ 80
U4 P4 E3 C2

ALEXANDRIA



Alexandria . 45x45 . † 9 mm
00124645 . ■ 88
U4 P4 E3 C2

Alexandria . 45x45 R . † 9 mm
00120665 . ■ 104
U4 P4 E3 C2

Alexandria . 30x30 . † 8 mm
00119967 . ■ 77
U4 P4 E3 C2

Alexandria . 30x30 . † 8 mm
Structuré
00122777 . ■ 80
U4 P4 E3 C2

BILOXI



Biloxi . 45x45 . † 9 mm
00121732 . ■ 88
U4 P4 E3 C2

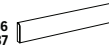
Biloxi . 45x45 R . † 9 mm
00120666 . ■ 104
U4 P4 E3 C2

Biloxi . 30x30 . † 8 mm
00119968 . ■ 77
U4 P4 E3 C2

Pièces Spéciales / Fittings / Formstücke / Pezzi speciali

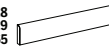
Plinthe droite

Skirting / Sockel / Battiscopa
8x45 . † 9 mm . ▲ 63
Monroe . 00121736
Lafayette . 00121737
Alexandria . 00124666
Biloxi . 00121738



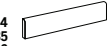
Plinthe droite

Skirting / Sockel / Battiscopa
8x45 R . † 9 mm . ▲ 74
Monroe . 00120928
Lafayette . 00120929
Alexandria . 00124665
Biloxi . 00120930



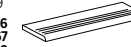
Plinthe droite

Skirting / Sockel / Battiscopa
7x30 . † 8 mm . ▲ 63
Monroe . 00120134
Lafayette . 00120135
Alexandria . 00120136
Biloxi . 00120137



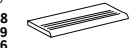
Tête de marche

Head nosing / Kopfplatten / Torello gradino
8x45 . † 9 mm . ▲ 89
Monroe . 00121966
Lafayette . 00121967
Alexandria . 00124668
Biloxi . 00121968



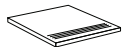
Tête de marche

Head nosing / Kopfplatten / Torello gradino
8x30 . † 8 mm . ▲ 89
Monroe . 00121838
Lafayette . 00121839
Alexandria . 00120526
Biloxi . 00121420



Nez de marche

Step nosing / Stufenplatten / Gradino
30x30 . † 8 mm . ▲ 89
Monroe . 00120138
Lafayette . 00120139
Alexandria . 00120140
Biloxi . 00120141



FORMAT / SIZE / FORMAT / FORMATO

cm	inch	□ x m²		☰			☱		
		□	☰	□	m² / Sqm / Qm / Mq ml / ML / Lfm / Lm	☰	☱	☱	m² / Sqm / Qm / Mq ml / ML / Lfm / Lm
45x45 - 45x45 R	18"x18"	4,92	19,15	5	1,014	19,70	33	33,46	675
30x30 - 30x30 Str.	12"x12"	11	17,77	15	1,37	24,52	42	57,54	1055
Nez de marche 30x30	12"x12"			15	4,50	24,52	40	180	1005
Tête de marche 8x45	3,2"x18"			3	1,35	2,29	240	324	551
Tête de marche 8x30	3,2"x12"			4	1,20	1,73	256	307,20	443
Plinthe droite 8x45	3,2"x18"			20	9	14,76	60	540	886
Plinthe droite 7x30	3,2"x12"			40	12	18	64	768	1152

Format

Size / Format / Formato

45x45
30x30

Surface

Surface / Oberfläche / Superficie

(N) 45x45 30x30 (ST)

Bord

Edge / Kante / Bordo

(R) 45x45 (N) 30x30